



Book 1

# Saxophone



by Andrew Scott

illustrated by  
Matt Bridges

# Let's Play Saxophone



by  
Andrew Scott  
[AndrewScottMusic.com](http://AndrewScottMusic.com)

Illustrated  
by Matt Bridges  
[mattbridges@totalise.co.uk](mailto:mattbridges@totalise.co.uk)

# Contents

## Lesson 1

The Note B .....	3
The Staff	
Notes	
The Clef	
The Time Signature	
Rests	
Ben the Bee .....	4
Be Good Ben	
Toot a Toot	
Hear Ben the Bee .....	5
Repeat Dots	
Fly About Ben	
Left Right Left	

## Lesson 2

The Note A .....	6
Ann the Ant	
Ask an Ant	
Creepy Crawl .....	7
Tip of My Tongue	
Tots in Tu-Tus	

## Lesson 3

The Note G .....	8
George the Giraffe	
Fingers for G	
Dark Blue Tongue .....	9
G for Me	
Cover Four Holes	

## Lesson 4

The Half Note (or Minim) .....	10
The Half Rest (or Minim Rest)	
B Two Rest Two	
Play Me for Two	
Two Beat B .....	11
Cha Cha Cha	

## Lesson 5

Ben and Ann .....	12
Ann and George	
Two Note Row .....	13
Ben and Ann Say	
Walk and Talk	

## Lesson 6

Yankee Doodle .....	14
Hot Cross Buns	
In the Light of the Moon .....	15
Merrily	

## Lesson 7

The Note C .....	16
Coco the Cat	
Coco Sat on a Mat	
C Two Rest Two .....	17
See Me	

## Lesson 8

C and A Exercise .....	18
ABC Song	
Shave and a Haircut .....	19
Four Note Song	

## Lesson 9

The Note D .....	20
Dan the Dog	
Run, Dan, Run	
Dan Likes a Pat .....	21
Dancing up the Stairs	

## Lesson 10

Finger Fun .....	22
Mary Had a Little Lamb	
Five Note Frolic .....	23
Ode to Joy	

## Lesson 11

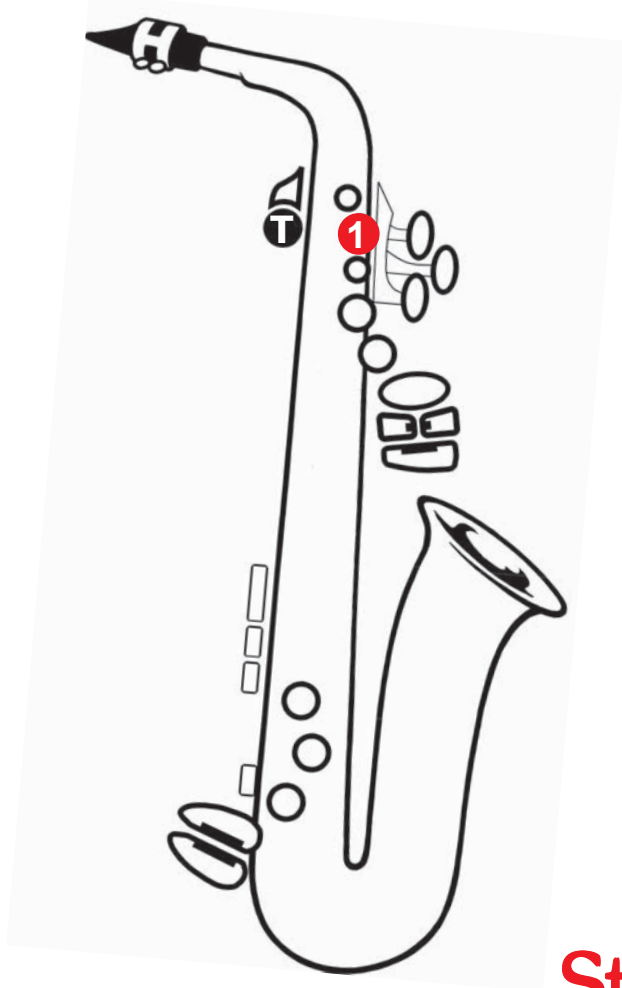
Aura Lee .....	24
Lightly Row	
Changing from D to G .....	25
Spare Change	

## Lesson 12

Jingle Bells .....	26
When the Saints Go Marchin' In .....	27
Quiz .....	28

Fingerings ..... Inside Back Cover





# Lesson 1

## The Note B

### Notes



We play notes to make music.

**DRAFT**

### Clef




The clef tells us where to write notes on the staff.



### Time Signature

The time signature tells us how to count notes.

### Staff (or Stave)



We write notes on the staff..

### Note



This is a Quarter Note (or Crotchet) We play it for one beat.

### Rest



This rest means that we don't play any note, just count one beat.

1. Say the Words.

2. Clap the Words.

3. Play the Notes

### Ben the Bee



Track 1



Play each song twice.

Start playing after you hear 4 beats on the tamborine.

Ben the bee. Ben the bee. Ben, Ben, Ben the bee.

### Be Good Ben!



2

Quarter Note (or Crochet) 1 beat

Tongue each note.

Be good Ben Be a good Be good Ben Be a good bee!



### Toot a Toot



3

Toot a toot, toot. Toot a toot, toot. Toot, toot. Toot a toot, toot.



# Hear Ben the Bee



4

Tongue each note.



Buzz!

Buzz!



5

Hear Ben the Bee tongue ev-ery note. Starts with his tongue and not with his throat!

# Fly About Ben



5

Ben Bee, fly a-bout fast. Buzz!, as you fly past.

**Repeat Dots**  
 These two dots tell us to repeat once from the start.

**DRAFT!**



# Left Right Left




6

Where are your hands?

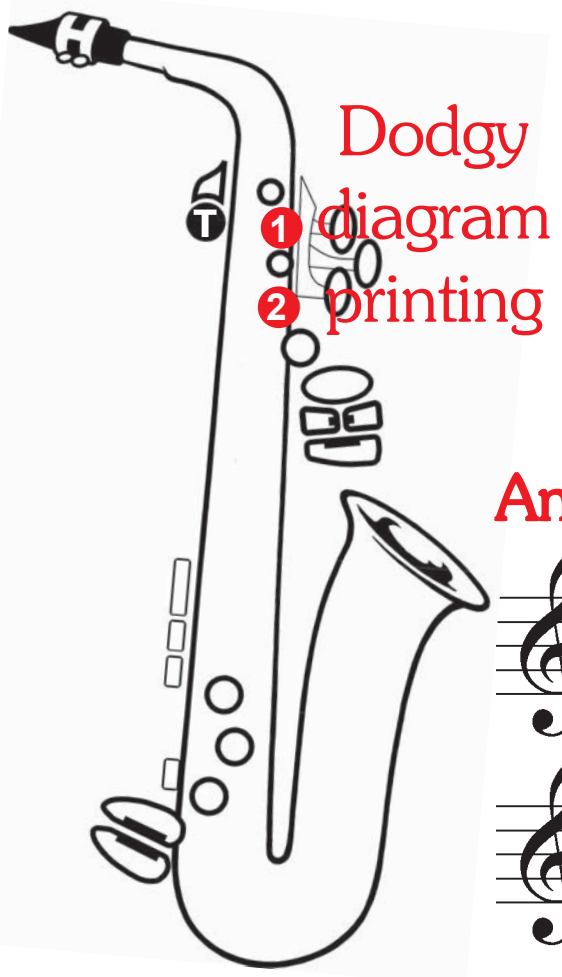
Left hand up, right hand down. Left at the top, not the oth-er way-a-round.

**BUZZ!**



# Lesson 2

## The Note A



Dodgy  
1 diagram  
2 printing

### Ann the Ant

Ann the ant. Ann the ant.

Ann, Ann, Ann the ant.



### Ask an Ant



Clap, then play.

Ask an ant, ask an - y ant. Ask an ant, ask an - y ant.


8

Treble Clef

# Creepy Crawl



9



Ann the Ant, What a cute ant! cree-py crawl, cree-py crawl up the plant.



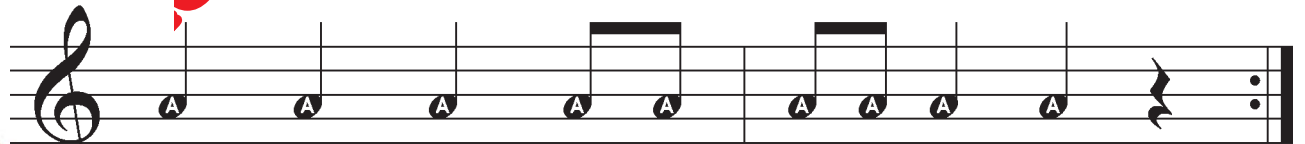
# Tip of My Tongue



10



Tip of my tongue, tip of my tongue.




Toot each note with the tip of my tongue.

# Tots in Tu-Tus



11




Two tots in tu-tus danc-ing un-der trees. Two tots in tu-tus danc-ing in the breeze.

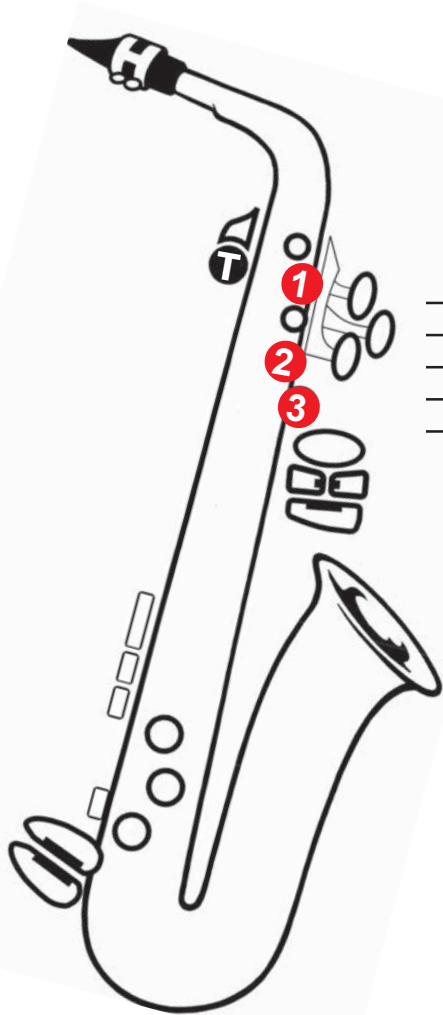


# Lesson 3

## The Note G



**Eighth Notes**  
(or Quavers)  
 $\frac{1}{2}$  a beat each

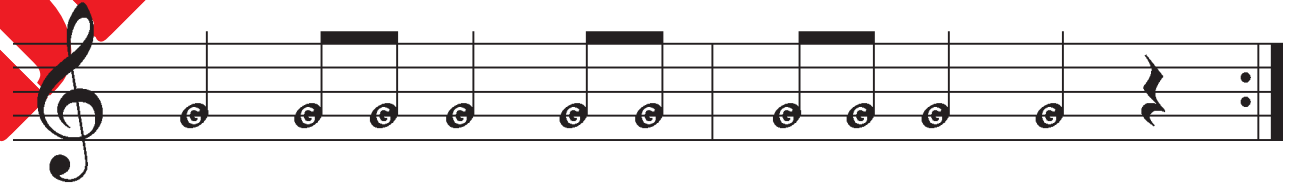


George the Giraffe




George the Giraffe,

George the Giraffe



stands ve - ry tall and he likes a good laugh.

**Fingers for G**  13



Thumb and one, two three,

fin-gers for G.

Fin-gers for G,

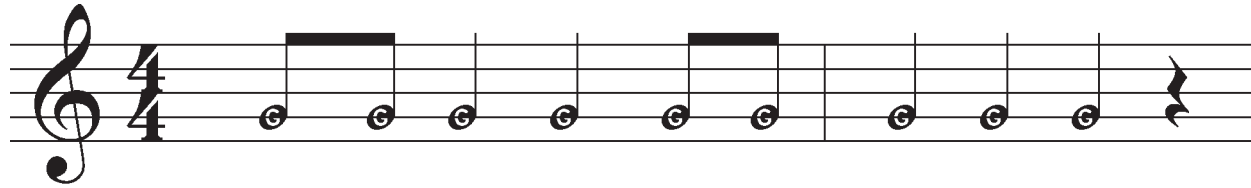
thumb and one, two, three.

10


# Dark Blue Tongue



14

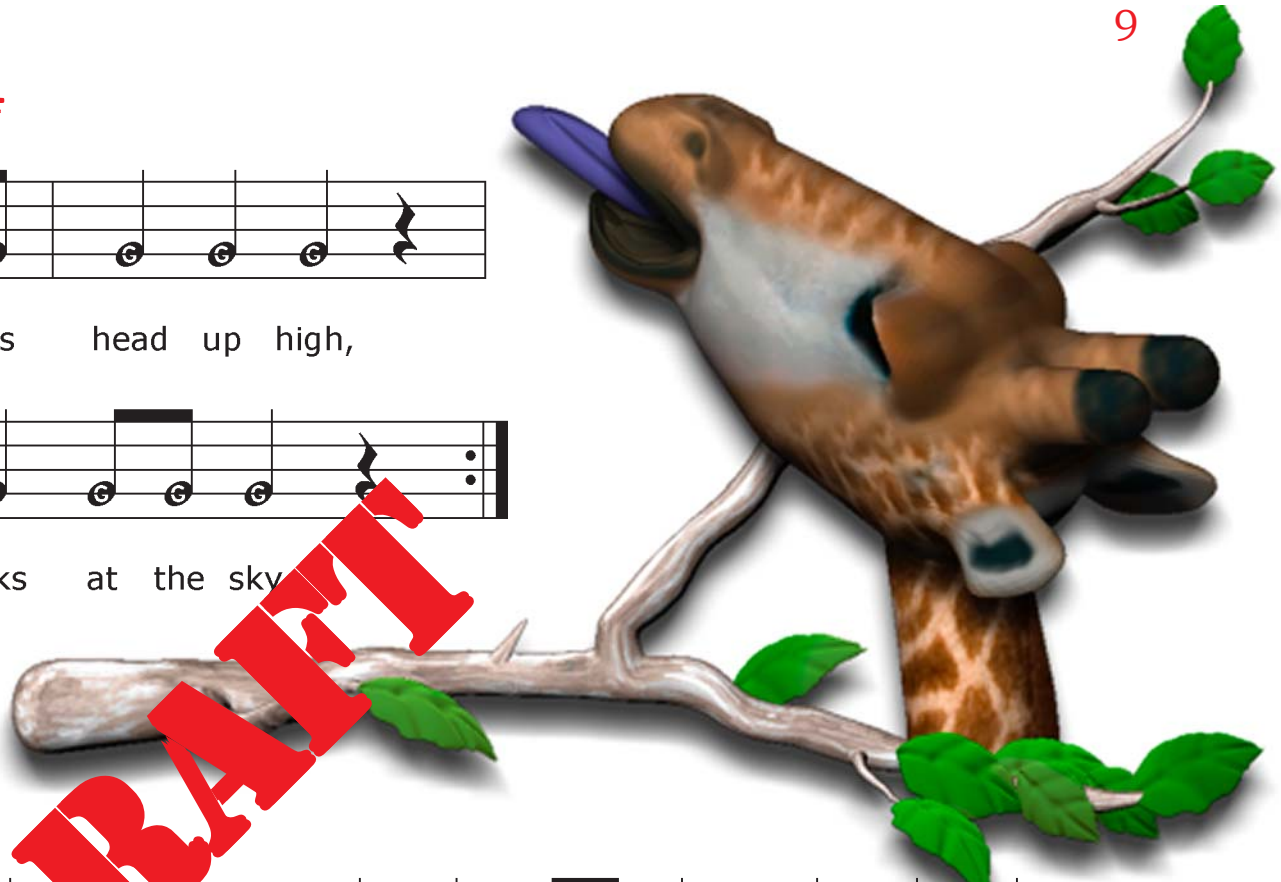


George the gir -affe with his head up high,



dark blue tongue as he licks at the sky

9



# G for Me



15




G, G, G for me! It's as ea - sy as 1 2 3!

# Cover Four Holes



16



Stretch those fin - gers, co - ver four holes. No gaps al - lowed, it's one of our goals.

# Lesson 4

## The Half Note (or Minim)



Hold these notes for two beats each.



## The Half Rest (or Minim Rest)



Count two beats for this rest.

### B Two Rest Two



17

B two rest two. B two rest two. B two three four B two rest two.

### Play Me for Two



18

Are you still tonguing each note?

Play me for two. Two beats, yes two.



# Two Beat B 19



The space between two lines is called a bar.

Two beat B. Two beat B.

Two beats on B, two beats on B, two beat B.

Detailed description: This block contains two staves of musical notation. The top staff is in 4/4 time and shows a sequence of notes: a half note B, a quarter note B, a quarter rest, a half rest, a half note B, a quarter note B, a quarter rest, and a half rest. A yellow bar highlights the second and third measures. The bottom staff shows a sequence of notes: a half note B, a quarter note B, a quarter note B, a quarter note B, a half note B, a quarter note B, a quarter note B, a quarter note B, a half note B, a quarter rest, and a half rest.



**Time Signature**  
means there are 4 beats in each bar.



# Cha Cha Cha 20



Rest, two cha cha cha\_, rest, two cha cha cha\_,

rest, two cha cha cha\_, cha\_\_\_\_\_.

Detailed description: This block contains two staves of musical notation for 'Cha Cha Cha'. The top staff is in 4/4 time and shows a sequence of notes: a half rest, a quarter note A, a quarter note A, a quarter note A, a half rest, a quarter note A, a quarter note A, a quarter note A. The bottom staff shows a sequence of notes: a half rest, a quarter note A, a quarter note A, a quarter note A, a half note A, a quarter rest, and a half rest.

# Lesson 5



Quarter Note  
(or Crotchet)



## Ben and Ann



21

Ben flies fast, Ann crawls past.

Ben, Ann, Ben, Ann, who comes last?

## Ann and George



Half Note  
(or Minim)



Ann crawls past, George runs fast.

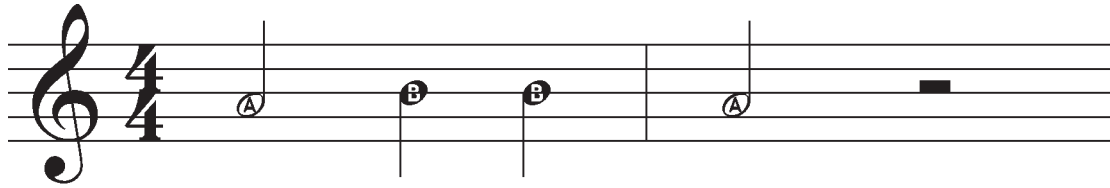
Ann, George Ann, George who goes last?

14


# Two Note Rock



23



Rock - ing a - round,



Fin - ger up and down.



Quarter  
(or Crotchet)  
Rest

# Ben and Ann Swing



**DRAFT**




Ben swings first, Ann swings next. Ben calls to Ann, "send me a text!"

# Walk and Talk



25



Ann likes to talk, George likes to walk. walk and talk, talk and walk.



# Lesson 6

Yankee Doodle



26

Yan - kee Doo - dle went to town,  
ri - ding on a po - ny.

Hot Cross Buns

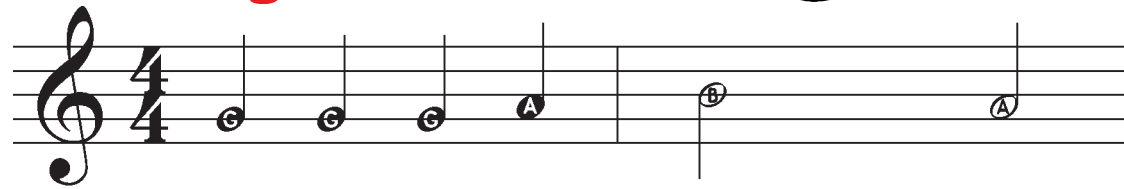


27

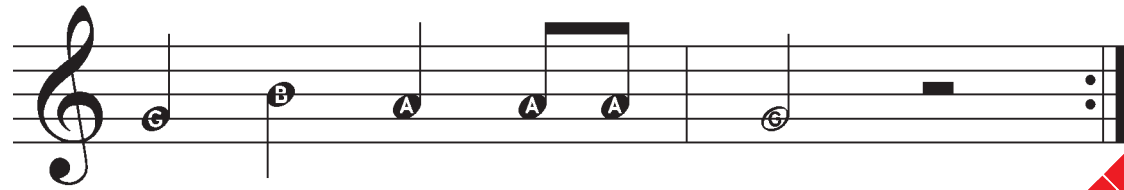


Hot Cross Buns! Hot Cross Buns!  
One a pen - ny, two a pen - ny, Hot Cross Buns!

# In the Light of the Moon 28



I will meet you so \_\_\_\_\_ -on,




in the light of the moon.



# Merrily 29



Mer - ri - ly we roll a - long, roll a - long, roll a - long,



mer - ri - ly we roll a - long a - cross the deep blue sea.





## Ann Ran Track

1 Ann ran up a can 2 ly - ing on the sink.

3 Ben knew, as he flew, 4 Ann wan - ted a drink.

## George Talked Track

1 George talked as he walked 2 slow - ly on the sand.

3 Ann heard ev - ery word, 4 she thought he was grand.





# Lesson 7

## The Note C



### Coco the Cat



### Coco Sat on a Mat



# C Two Rest Two 32



C two rest two. C two rest two. C two three four C two rest two.



# See Me 33



See, see me! See, see me!

I'm in a tree, I'm in a tree, See, see me.

# Lesson 8

## C and A Exercise



34

Musical notation for Exercise 34, consisting of two staves in 4/4 time. The first staff contains four measures: C4 (quarter), A4 (quarter), C4 (quarter), and A4 (quarter). The second staff contains six measures: A4 (quarter), C4 (quarter), A4 (quarter), C4 (quarter), A4 (quarter), and C4 (quarter). The piece concludes with a double bar line.



## ABC Song



35

Musical notation for the ABC Song, consisting of two staves in 4/4 time. The first staff contains two lines of music with lyrics: "First fin - ger for A to C, se - cond fin - ger A to B,". The second staff contains two lines of music with lyrics: "when we prac - tise ev - ery day, we will sound O K.".



**DRAFT**

# Shave and a Haircut



36




Shave and a hair - cut, six - pence.



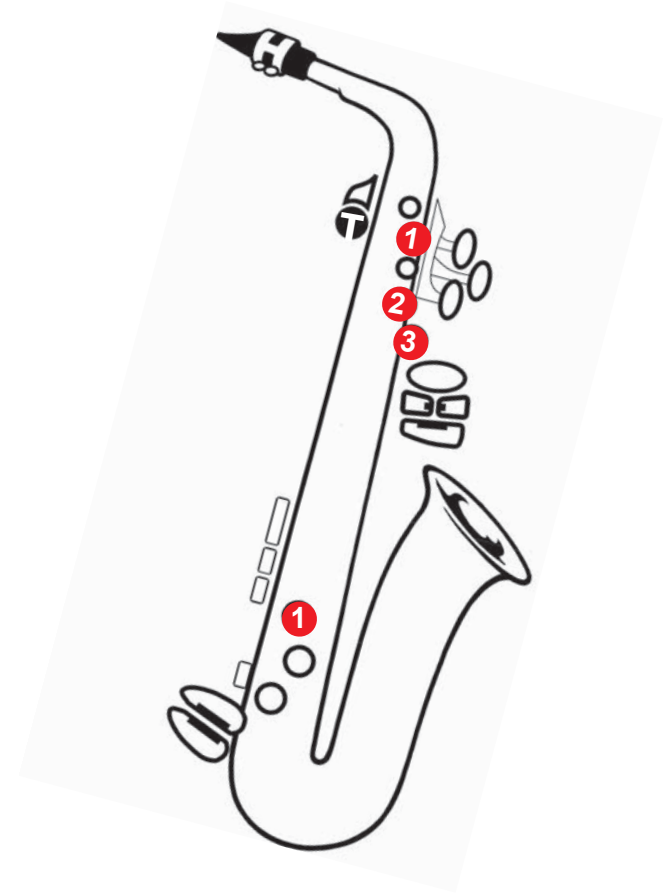
**DRAFT**

# Four Note Song



# Lesson 9

## The Note F



1 Fred the 2 Frog 3 lives in a 4 bog.

5 Loves to croak at 6 pas-sing folk. 7 It's 8 his joke!

## Fine Old Time




1 Let's all have a fine old time, 2 just like yes - ter - day,

3 4

5 We will sing and dance a - round, 6 eve - ry one can play.

7 8

## Mary Had a Little Lamb



Ma - ry had a lit - tle lamb, - lit - tle lamb, lit - tle lamb.

Ma - ry had a - lit - tle lamb, it's fleece was white as snow.


# Lesson 10

## The Note B Flat (B $\flat$ )

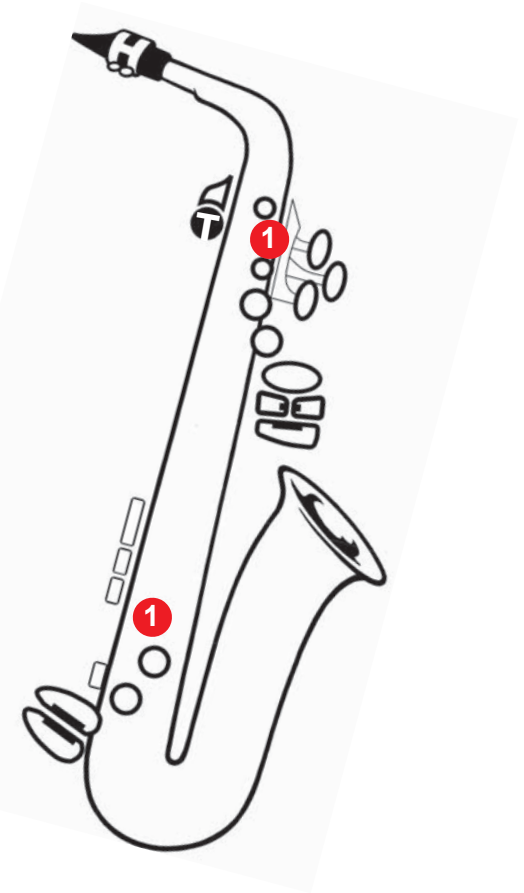
Brooke the Bear



**DRAFT**



Brooke the Bear, Brooke the Bear,  
Where? There! Brooke the Bear,





# Ben and Brooke



Natural Sign  
says play B, not B Flat

Musical notation for the song 'Ben and Brooke' in 4/4 time. The first staff shows the melody for the first two phrases: 'Ben the Bee' and 'lands on Brooke.'. The first B note in 'Ben' is highlighted with a yellow box. The second staff shows the continuation of the melody, ending with a double bar line and repeat dots. A large red 'B FLAT' watermark is overlaid diagonally across the page.

# Brooke the Bear, and her hair



All the B notes in this piece are  
B Flat

Musical notation for the song 'Brooke the Bear, and her hair' in 4/4 time. The first staff shows the melody for the first two phrases: 'Brooke the Bear' and 'has short hair, and she's so'. The B notes in 'Brooke' and 'Bear' are marked with a flat sign. The second staff shows the continuation of the melody for the phrases 'free of care,' and 'she's got time to spare.'. The B note in 'care,' is also marked with a flat sign. A large red 'B FLAT' watermark is overlaid diagonally across the page.

# Aura Lee



As the black - bird in the spring  
'neath the wil - low tree sat and piped  
heard him sing,  
sing of Au - ra Lee.



The flat signs here means that all B notes in the song are B Flat

# Lesson 12



The flat signs here means that all B notes in the song are B Flat

Lightly Row




**DRAFT**

**DRAFT**

# Jingle Bells



50



1 Jing - le Bells, 2 Jing - le Bells, 3 jing - le all the 4 way,

5 O what fun it 6 is to ride on a 7 one horse op - en 8 sleigh, hey!

9 Jing - le Bells, 10 Jing - le Bells, 11 jing - le all the 12 way,

13 O what fun it 14 is to ride on a 15 one horse op - en 16 sleigh.

# When the Saints Go Marchin' In



51

5 beats lead-  
in on the CD

Musical score for "When the Saints Go Marchin' In" in 4/4 time, featuring lyrics and chord progressions.

1 O when the saints go march - in' in,

2

3

4 O when the saints go march - in' in,

5

6

7

8 O Lord I want to be in that num - ber,

9

10

11

12 when the saints go march - in in.

13

14

15

Chord progressions: F, A, Bb, C, F, A, Bb, C, F, A, G, A, A, A, G, F, F, A, C, C, C, Bb, A, Bb, C, A, F, G, F.



# Five Note Frolic



The flat signs here means that all B notes in the song are B Flat

1 Co - co's here, 2 Brooke is too, 3 notes be - neath our 4 fin - gers.  
 5 Friends so long, 6 when they're gone 7 how the sweet - ness 8 lin - gers.



# Ode to Joy



1 Let us sing a 2 song of joy for 3 love and peace to - day\_\_ ,  
 5 let us join our 6 voi - ces now for 7 God to whom we 8 pray\_\_\_\_\_ .


**DRAFT**



**DRAFT**

**DRAFT**

**DRAFT**



# Lesson 9

## The Note D



Dan the Dog  38



  
 Dan is a dog. He's a big dog, he

  
 runs and he jumps and he sleeps like a log.



Run, Dan, Run  39

  
 Run, Dan, run as you fetch the stick. Hur-ry, Dan, hur-ry you like to be quick.

## Dan Likes a Pat 40

Musical notation for the song "Dan Likes a Pat". It consists of two staves of music in 4/4 time. The first staff contains the lyrics "Dan likes a pat. Are you good at that?" and the second staff contains "Dan likes to lick. Move your face a-way quick!". The notes are: D4, D4, D4, D4, [rest], [rest] on the first staff; and D4, D4, C4, C4, C4, D4, [rest], [rest] on the second staff.

Dan likes a pat. Are you good at that?

Dan likes to lick. Move your face a-way quick!

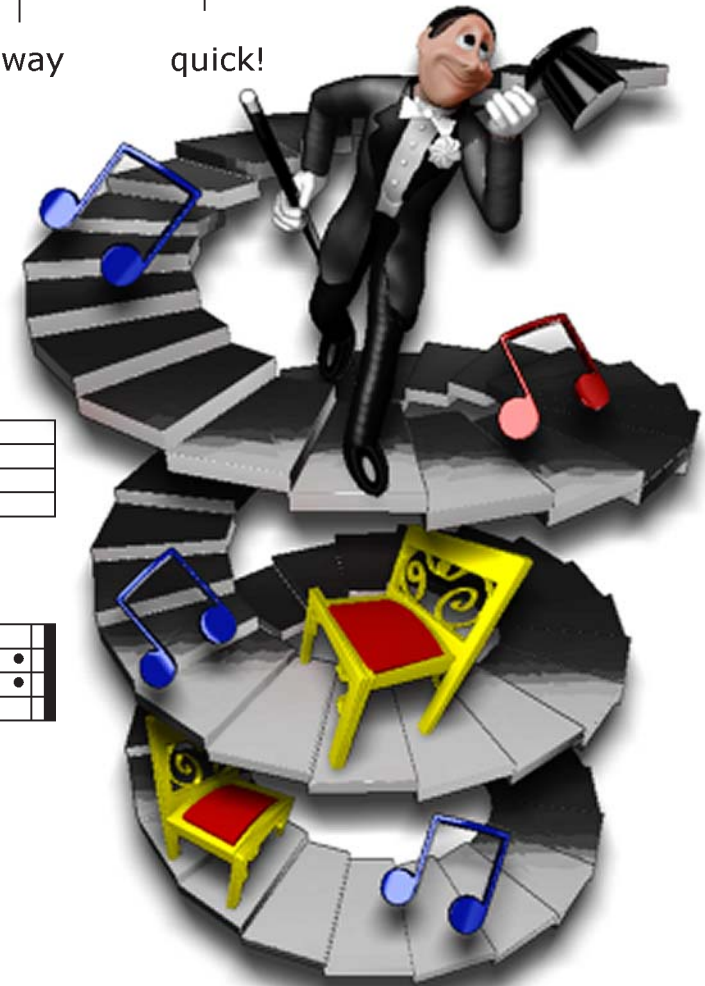
## Dancing up the Stairs

Musical notation for the song "Dancing up the Stairs". It consists of two staves of music in 4/4 time. The first staff contains the lyrics "Danc - ing up the stairs," and the second staff contains "play - ing mu - si - cal chairs.". The notes are: G4, A4, B4, C5, D5, [rest] on the first staff; and D5, C5, B4, B4, A4, G4 on the second staff. A blue label "Half (or Minim) Rest" with an arrow points to the rest in the first staff.

Danc - ing up the stairs,

play - ing mu - si - cal chairs.

Half  
(or Minim) Rest



# Lesson 10



## Finger Fun 42


Musical notation for Finger Fun exercise 42, showing two staves of music in 4/4 time. The notes are: 1 (C4), 2 (C4), 3 (C4), 4 (B3), 5 (B3), 6 (B3), 7 (B3), 8 (C4).

## Mary Had a Little Lamb 43




Musical notation for the song "Mary Had a Little Lamb", showing two staves of music in 4/4 time. The lyrics are: Ma - ry had a lit - tle lamb, - lit - tle lamb, lit - tle lamb. Ma - ry had a - lit - tle lamb, it's fleece was white as snow.

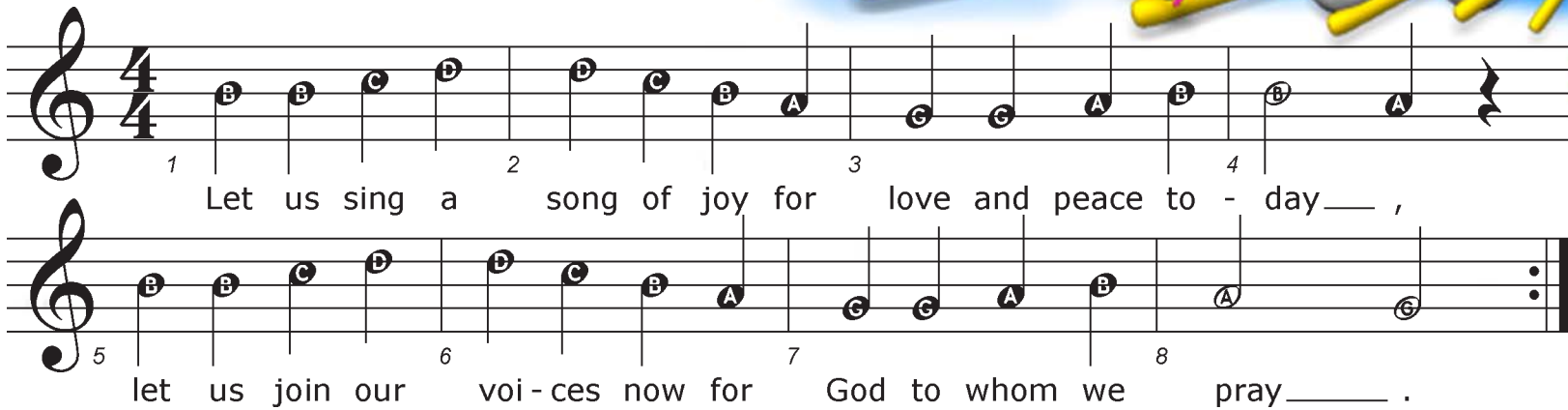
# Five Note Frolic 44



D for me, C for you, notes be - neath our fin - gers,  
Notes up high, near the sky, how the sweet - ness lin - gers!



# Ode to Joy 45



1 Let us sing a 2 song of joy for 3 love and peace to - day\_\_\_\_ ,  
5 let us join our 6 voi - ces now for 7 God to whom we 8 pray\_\_\_\_\_ .

# Lesson 11

## Aura Lee



46

As the black-bird in the spring 'neath the wil - low tree  
 sat and piped I heard him sing, sing of Au - ra Lee.



## Lightly Row



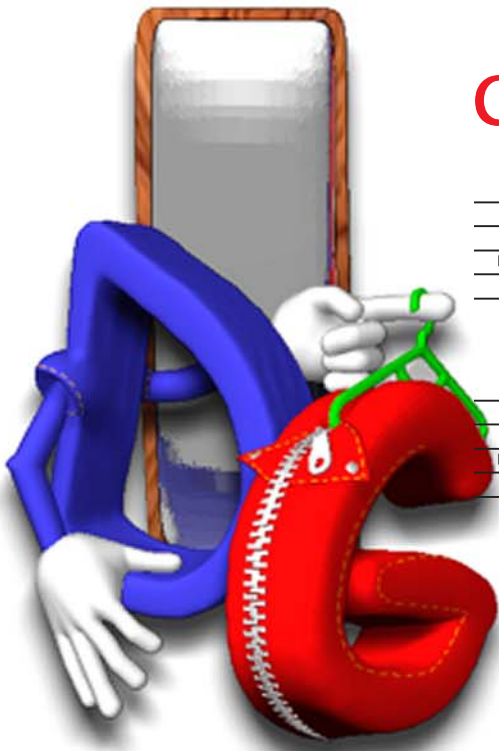
47



Light - ly row, light - ly row, a cross the rol - ing waves we go.  
 Light - ly row, light - ly row, a - way from shore we glide.



# Changing from D to G 48



Musical notation for exercise 48, consisting of two staves in 4/4 time. The first staff contains measures 1 through 4, and the second staff contains measures 5 through 8. The notes are: Staff 1: D4 (quarter), D4 (quarter), D4 (quarter), rest (quarter); Staff 2: C4 (quarter), C4 (quarter), C4 (quarter), rest (quarter); Staff 3: B3 (quarter), A3 (quarter), G3 (quarter), rest (quarter).

# Spare Change 49

Musical notation for exercise 49, consisting of two staves in 4/4 time. The first staff contains measures 1 through 4, and the second staff contains measures 5 through 8. The notes are: Staff 1: G3 (quarter), D4 (quarter), A3 (quarter), C4 (quarter); Staff 2: B3 (quarter), D4 (quarter), C4 (quarter), rest (quarter); Staff 3: D4 (quarter), B3 (quarter), C4 (quarter), A3 (quarter); Staff 4: G3 (quarter), D4 (quarter), G3 (quarter), rest (quarter).

Here's some change I don't need now,  
I'll get plenty more, and how!



# Lesson 12



## Jingle Bells 50



1 Jing - le Bells, 2 Jing - gle Bells, 3 jing - le all the way, 4

5 O what fun it 6 is to ride on a 7 one horse op - en 8 sleigh, hey!

9 Jing - le Bells, 10 Jing - gle Bells, 11 jing - le all the way, 12

13 O what fun it 14 is to ride on a 15 one horse op - en 16 sleigh.

# When the Saints Go Marchin' In 51

5 beats lead-in on the CD

O when the saints go march-in' in, O when the saints go march - in' in, O Lord I want to be in that num - ber, when the saints go march - in in.




# Quiz

1. What is this called?



2. What is the name given to these 5 lines?



3. Name and play this note:




4. How many beats do we play for one of these notes?



5. What do these numbers mean?



6. What do these dots mean?



7. What is the name for this symbol?



8. How many beats does it get?

9. How do we play a C note?

10. What sort of note is this?



11. How many beats do we play it for?

**DRAFT**

